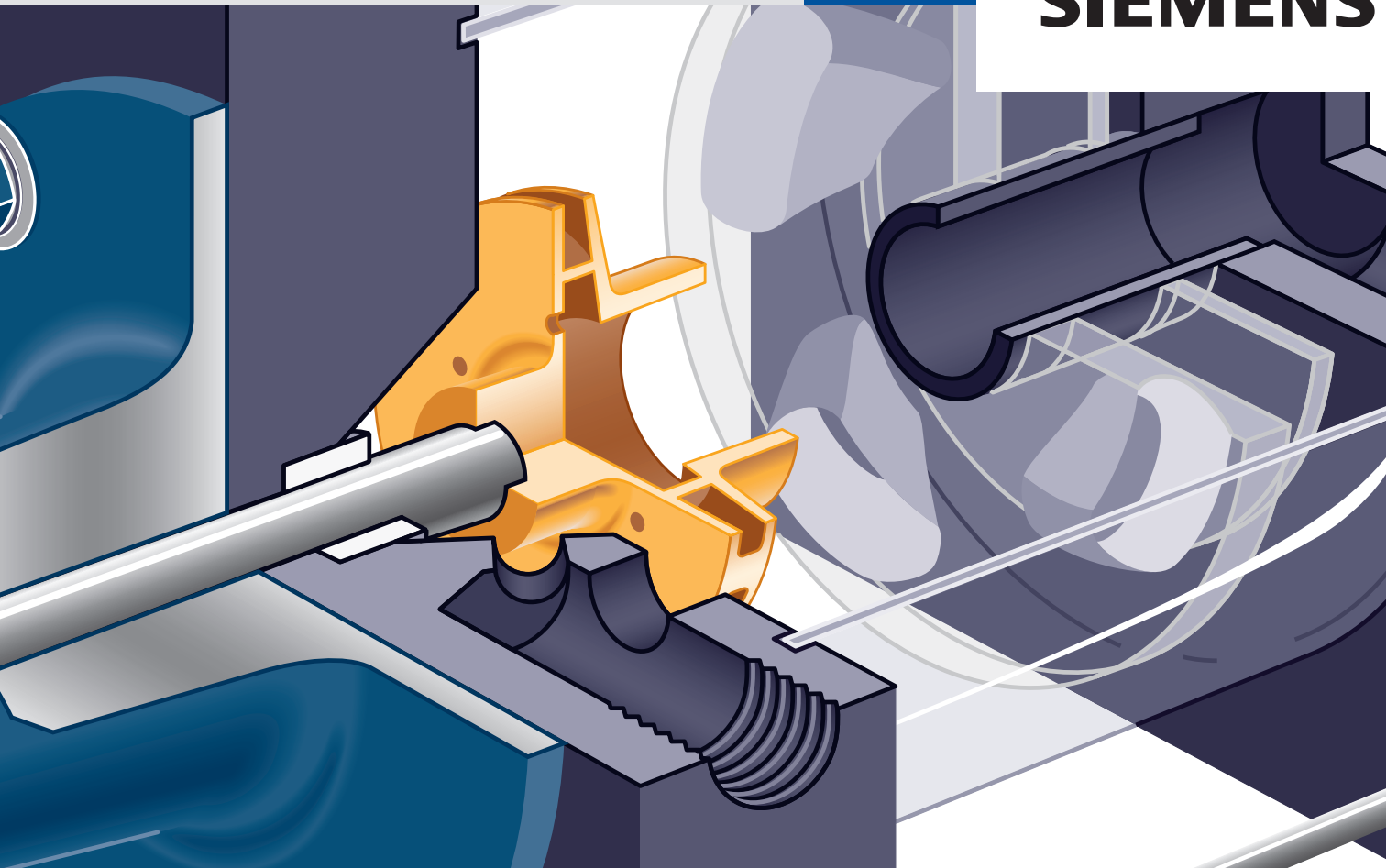


Water Technologies

PolyBlend® M Series
Polymer Feed System

SIEMENS



A Generation Ahead

CONTROL CHOICES

Three choices of control packages designed to meet a wide variety of applications. Easy to set up. Easy to operate.

CLEAR MIXING CHAMBER

Provides visual indication of polymer feed and mixer performance.

SOLUTION DISCHARGE

OPEN FRAME DESIGN

All components are easily accessed.

INTEGRAL POST DILUTION

Increases operational flexibility in fine-tuning system performance.

CORROSION RESISTANT

304 stainless steel frame for long life.

OUTDOOR CONFIGURATION

Washdown duty motors and NEMA® 4X electrical enclosures.

MOTORIZED MIXING

Optional variable speed for the ultimate flexibility.

POLYMER INLET WITH PUMP PRIMING PORT

Allows for quick start-up with no mess and no additional piping.

PUMP INTERCHANGEABILITY

- Stainless steel gear
- SS progressive cavity
- Diaphragm: Easily changed in the field to minimize downtime

WATER INLET

RUGGED BASE

Suitable for wall, stand or floor mounting.

EASY INSTALLATION

- Stainless steel connections
- Pre-wired
- Pre-plumbed



The new PolyBlend® M Series liquid polymer feed system is the best product available to handle your liquid/solid separation needs. The M Series feeder combines Siemens' proven motorized mixing technology with precise controls, a variety of pump offerings and an easy-to-service open-frame design. Then Siemens adds two unique options: variable speed mixing and automatic dosage control with constant solution strength.

POLYMER EVOLUTION NOT JUST A THEORY

Chemists will continue to refine existing polymers and develop new ones, just as they have for more than 35 years. Operators should demand a polymer feeder

that can keep up with breakthroughs in polymer technology for years to come. The PolyBlend® M Series feeder is ready to handle new polymer developments: ultra-high molecular weights, different charge densities, and even totally new chemistries.

The PolyBlend® M Series polymer feeder comes standard with a constant speed motor ideal for today's liquid polymers. But as polymer needs change and as new polymers are developed, the PolyBlend® M Series system can be quickly field adapted. Specify the optional variable speed drive right from the beginning or add it later. Upgrading to the variable speed design can be done in the field.

Patented Motorized Polymer Mixer

OPTIONAL ADVANCED CONTROLS

Whether you adjust the PolyBlend® M Series polymer feed system output remotely via 4 - 20 mA signal or right at the unit, water flow and polymer feed increase and decrease together, automatically maintaining a constant solution strength. Even primary and secondary dilution water are kept at the same ratio as output is adjusted. See separate Control Selection Equipment Specification data sheet for more information on the three control options.

MULTI-ZONE MIXING CHAMBER

The PolyBlend® M Series polymer feed system uses Siemens' patented multi-zone mixing. The first zone exposes the polymer to a high energy environment to minimize agglomeration. Reduced mixing energy in the second zone protects the fragile polymer chains from fracturing, making more polymer available for work. The baffling is designed to create a tapered mixing regime. The optional variable speed mixing optimizes the hydration process within each zone regardless of the type of polymer in use.

PRIMARY MIXING ZONE

High energy mixing ensures fully activated polymer. Flow pattern and baffling limit exposure to high energy.

HIGH SPEED OPEN VANE IMPELLER

High energy mixing at the point of initial wetting to expose individual polymer particles to dilution water and prevent agglomeration.

WATER INJECTION POINT

Water is drawn into the impeller throat to mix with polymer.

POLYMER INJECTION POINT

Polymer is injected into the impeller to increase hydration of polymer particles.

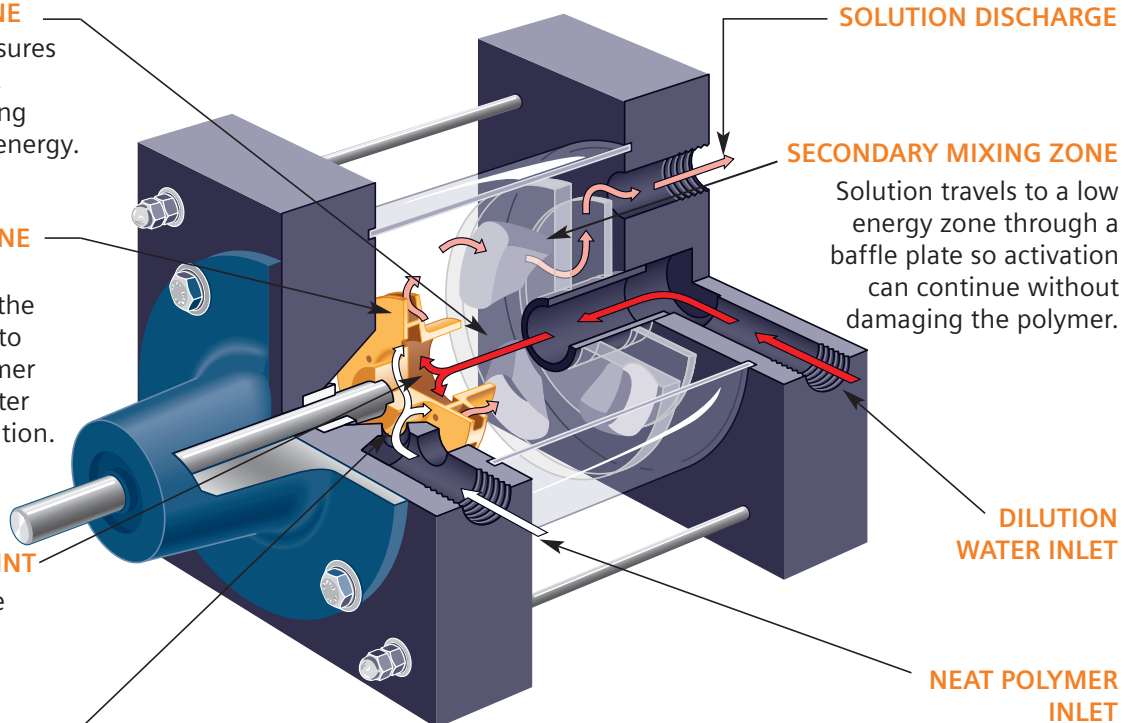
SOLUTION DISCHARGE

SECONDARY MIXING ZONE

Solution travels to a low energy zone through a baffle plate so activation can continue without damaging the polymer.

DILUTION WATER INLET

NEAT POLYMER INLET



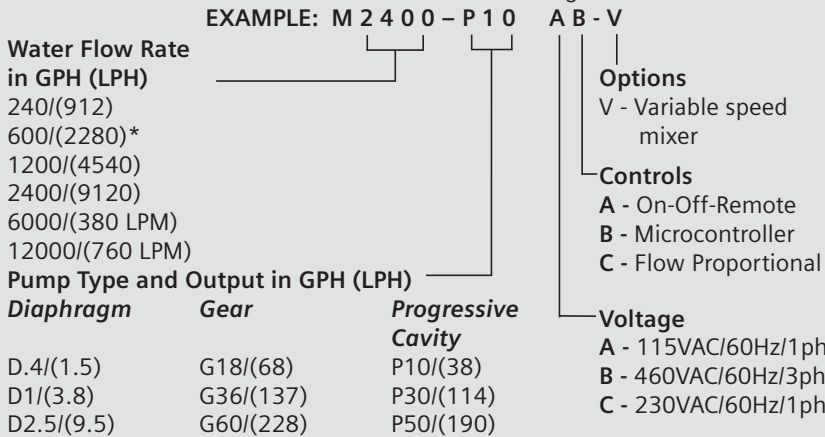
For further information
please contact:

Siemens
Water Technologies
P.O. Box 389
Bradley, IL 60915 U.S.A.
815-932-8154 phone
815-939-9845 fax
www.stranco.com
www.siemens.com/water

Six sizes cover output ranges from 0.1 to 200 USGPM. Choose between 14 diaphragm, gear, or progressive cavity polymer pumps. The PolyBlend® M Series system's rugged design has been proven in the harshest environments: pulp and paper mills, mining operations, etc. The open frame permits quick and easy maintenance without disassembly.

M SERIES MODEL NUMBERING GUIDE

The model numbers for the M-Series units can be generated as follows:



PolyBlend is a trademark of Siemens, its subsidiaries or affiliates.
NEMA is a trademark of the National Electrical Manufacturers Association

The information provided in this brochure contains merely general descriptions or characteristics of performance which in actual case of use do not always apply as described or which may change as a result of further development of the products. An obligation to provide the respective characteristics shall only exist if expressly agreed in the terms of the contract.

©2007 Siemens Water Technologies Corp.

E10001-WTCFD-A2-V1-4A00
DispoNo.: 216 16 K.No. 3936

ST-PBM-BR-0107
Subject to change without prior notice.

* Model Number is "M601"